

ANTAHI



**TRUSTI[®]
PASTEUR**

**NEW
PRODUCT**

**EASY, ACCURATE
& AFFORDABLE
COLOSTRUM
PASTEURISER**

**Fieldays[®]
Innovation
Award**
Launch NZ

2020 Winner

PERFECT PASTEURISING



- Large easy-fill spout
- Efficient storage – 4-litre colostrum bags freeze flat

FAST THAWING

Simple operation with excellent temperature accuracy of +/- 0.15°C



Thaw 2 x 4-litre colostrum bags in 20 minutes



Pasteurise colostrum at 60°C in 60min

DAVIESWAY Est. 1911
IDEAS TO FARM. EVERYDAY.

d Daviesway.com.au • FREE CALL 1800 666 269

TRUSTI COLOSTRUM BAGS



Trust colostrum bags are the perfect solution for easy-storing, quick-thawing pasteurisation and direct feeding of high-quality gold colostrum. Antahi has combined premium design features, and environmental consideration within the most calf-friendly feeder.

1. Large spout for easy filling and cleaning.
2. Large 4-litre capacity, freezes flat for quick thaw.
3. Thaws in less than 20 minutes.
4. Transparent side so you can see the colostrum levels drop as you feed.
5. Reusable - due to its durable and easy-to-clean design. Note: This is the only colostrum bag designed to be reused.
6. Pasteurisation friendly.
7. Kinder, easier, safe and faster.
8. Directly attach the award-winning, premium Trust Tuber and Flexi Tuber calf drenchers.
9. Bag pops open after use to air-dry.
10. Comfortable handle.
11. High quality, durable world-renowned peach teat/nipple feeding attachment available.

QUICK TIPS



Squeeze the air out of the bag after filling with colostrum.

STORING YOUR COLOSTRUM

3 days fridge OR 12 months freezer

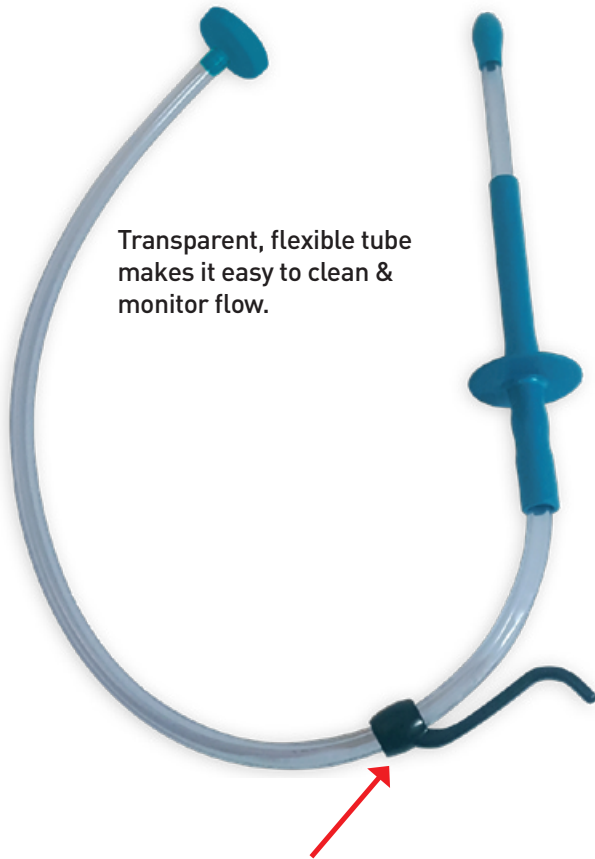
Chilling colostrum ASAP is very important to prevent bacterial growth and preserve antibodies.



Cleaning - use a brush and scrub thoroughly with warm water and detergent, before rinsing thoroughly.



TRUSTI TUBER FOR COLOSTRUM BAGS



Transparent, flexible tube makes it easy to clean & monitor flow.

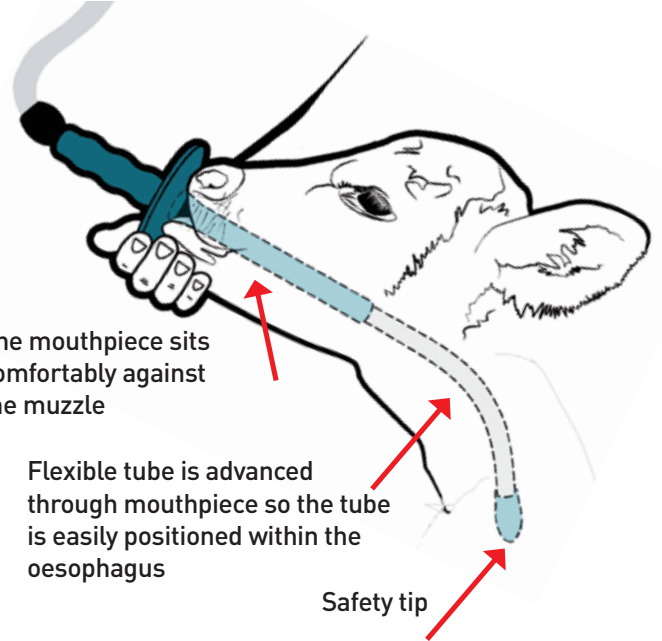
Stopper & calf weight markers provide easy guide for tube placement and positioning.



“Keep it in the family”

The gentle and easy-to-use award-winning Trusti Tuber is now available as a direct attachment for your Trusti Colostrum bags.

Keep your Trusti Tuber clean, and its durable materials and unique premium design will last a long time.



The mouthpiece sits comfortably against the muzzle

Flexible tube is advanced through mouthpiece so the tube is easily positioned within the oesophagus

Safety tip

NUMBER ONE RULE:

Never let fluid flow unless the tube is safely in the oesophagus.

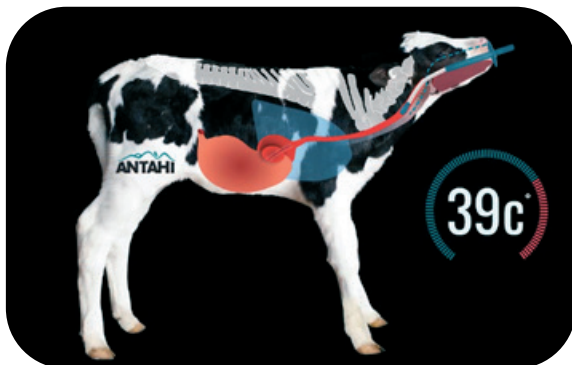
During Flow:

Hold the mouthpiece in place throughout feeding – hold with the calf so if the calf moves, the mouthpiece moves with the calf. Do not let the tube pull out more than one inch during fluid flow. Never let the calf drop its head below the level of the stomach.

Removing the Tube:

Wait at least one second after all liquid has finished running through, then gently remove.

QUICK TIPS



Feeding colostrum at body temperature helps the calf absorb antibodies without wasting valuable energy.



Feeding colostrum within the first hour of birth is best practice to achieve maximum Passive Immunity Transfer.

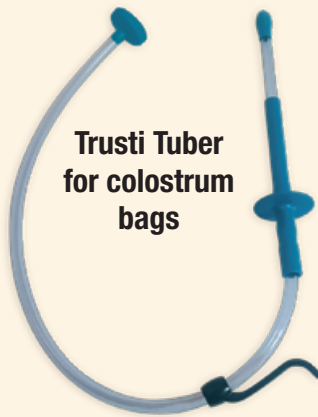
TRUSTI PASTEUR – PURCHASE OPTIONS



2514

TRUSTI PASTEUR STARTER PACK

(Includes Unit, 8 x Colostrum Bag & Trusti Tuber)



Trusti Tuber
for colostrum
bags



8 x colostrum bags



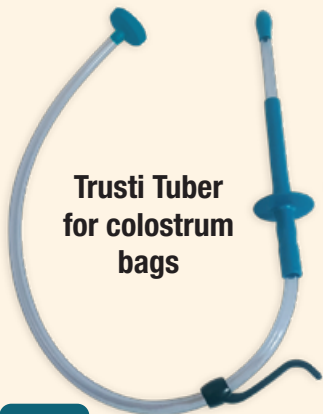
2515

TRUSTI PASTEUR (unit only)



2513

TRUSTI COLOSTRUM BAG 10PK



Trusti Tuber
for colostrum
bags



Short teat
attachment
for colostrum
bags



10 x colostrum bags

2512

TRUSTI COLOSTRUM BAG STARTER PACK

(10 x Bags, 1x Trusti Tuber & 1x Teat)

