

PROVEN PRODUCTS

CALF-TEL® *DELUXE II CALF HUTCH*

The Calf-Tel Deluxe II system has all the same features and benefits as the Calf-Tel Pro II, but comes equipped with a side feed door designed to protect the indoor feed station from the elements. There are a variety of optional feed kits available to meet your specific needs.





Inside feeding stations keep feed and calves dry. (Shown with optional bottle holder)



Optional supplemental air vents

ADVANTAGES

Inside feeding station keeps the feed and calves dry.

More useable interior calf space than other similar hutches.

The most efficient rear-bedding door of its kind.

Superior ventilation provided by both ridge top vents and an adjustable rear vent that provides a larger "open window of air" for your calf than does any other calf hutch.

Extremely durable, but light enough to handle easily.

Completely opaque plastic protects calves from the heat of the sun in the summer and from excess condensation in the winter.

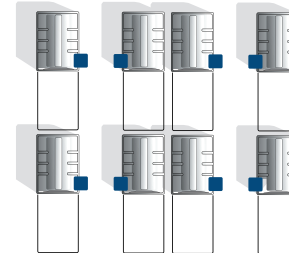
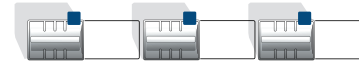
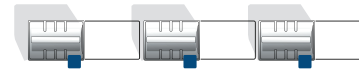
Galvanized steel base provides greater structural integrity than is found on other plastic hutches.

Left or right offset shrouded entry to protect calves and feed from the elements.

All holes are pre-drilled for quick and easy assembly.

Optional supplemental air vents available to further enhance ventilation.

SITE LAYOUT



With a fenced area, Calf-Tel Deluxe II dimensions are approximately 4 ft. (122cm) wide by 13 ft. (396cm) long.

We recommend 1 ft. (30cm) between the calf contact points of each unit with a fence.

The Calf-Tel Deluxe II allows you to configure hutches head to tail to reduce the distance a feeder must travel, saving time and money.

■ FEEDING STATION

Dimensions	English	Metric
Outside	86.5" L x 48" W x 55" H	220cm x 122cm x 140cm
Inside Useable Calf Space	83.5" L x 45" W x 49" H	212cm x 114cm x 124cm
Hutch Weight	73 lbs.	33 kg.

Weight and dimensions may vary slightly.

More Useable Calf Space

Calf-Tel Deluxe II hutches have 16% more interior useable calf space than other similar hutches on the market. Outside measurements are useful in determining the space required, but inside measurements are critical in choosing the right size hutch for your calves.